




SIGNAL



de NINC

October 2011 Volume 20 Number 10

This Month's Meeting

The next regular meeting will be Thursday October 20th at 7:30 and will be held at the Pepperell Community Center.

The meeting program will be the annual QSL Card Sort for the W1 QSL Bureau. Bring a friend

November's meeting will be on the World Radiosport Team Championship by K1DG. That will be followed by K1EP on the Eastern Mass Official Observer program.

Last Month's Meeting


The September meeting presentation was by Mike Traffie on his HexBeam antenna. Mike talked about how he came to design it and how it evolved over the years.

From the President

The next two meeting programs are listed above. They are followed by the December and January meetings which are member driven. There is plenty of time to finish up your homebrew projects for the December meeting or your short presentation for the January Members Short Subjects meeting.

Stan KD1LE

Work N1SV Contest



N1SV Operating from Bermuda October 27th thru October 31st.

With lessons learned from last year's trip to Bermuda, I again return to VP9 the last weekend of October to try it again. I arrive Thursday the 27th and should be QRV that evening signing VP9/N1SV. During the CQWW Phone contest, look for me on all bands as VP9I (Not VP9/N1SV).

As an incentive, I will be giving away a \$50 ARRL gift certificate to the NVARC member who works me on the most bands during the contest. In the case of a tie the member who works me the earliest wins.

Now that I have operated from VP9 during this contest I can provide some hints to better your odds on finding and working me. First the DX packet cluster is your friend, monitor it if you can.

I expect that Friday night all the open bands will be very crowded making it difficult for me to find a frequency to run on forcing me to spin the dial a lot. The best band to find me on is 160m at the top of each hour for the first 5 – 15 minutes (depending on activity level) when the band is open. I will be work will announce the winner at the November NVARC meeting (You do not need to be present to win). Good luck to all! Les N1SV

Simple Antennas for 160 Meters

By W1XP

The other morning at the Saturday morning radio club breakfast the question of how well a G5RV antenna would work on 160 meters was asked? The question refers to the version of the G5RV that is 102 feet long. This antenna is a center fed wire 102 feet long. It is fed with a section of 450 ohm "Window" line 34.8 feet long and a random length of 50 ohm coax cable to the transceiver. The main feature of this antenna is a reasonably low SWR on 80, 40, 20, 15, and 10 meters. It has some radiation pattern lobes on the higher bands with modest gain. There are half size and double size versions of the antenna. The double sized antenna, at 204 feet, is a bit shorter than a full sized 160 meter dipole and the results with this antenna will be comparable with the full sized (256 foot) 160 meter dipole.

With a wide range antenna coupler it should be possible to match the 102-foot version of the G5RV on 160 meters. This will keep the transmitter happy and it should provide contacts on top band. The old "Anything will radiate to some degree" principle applies here. But it is far from an effective antenna. There are several reasons for this. Understanding these reasons will allow the user to make an informed decision about what he or she might choose to do.

There is another old saying about antennas that comes into play here. "Any antenna is better than no antenna." This follows from the above statement that anything will radiate. Simply it says that with even the poorest antenna it is often possible to make a few contacts on the band. Sometimes contacts can be made at surprising distance. This is the magic of Ionospheric Radio. Knowing the limits, advantages and disadvantages of what you are using can lead to satisfaction with the results achieved, instead of disappointment and frustration.

The standard 102 foot G5RV is less than one-quarter wavelength long on 160 meters. As such the center impedance is a very high capacitive reactance and a small resistance. The high reactance establishes a very high SWR at the feed point of the antenna. I mean HIGH! This high SWR leads to high transmission line loss between the antenna and the antenna tuner. This is because of the high reactance of the antenna impedance. In addition the antenna resistance is low because of the electrically

short antenna on 160 meters. This further contributes to the inefficiency of the antenna.

Now a second reason the antenna does not perform well is that the antenna is horizontal, and as such the ground losses are probably high. The ground loss of a horizontal antenna due to the soil beneath it is a function of two things. First is the distance (in wave-lengths) between the antenna and the ground. The second is the quality of the soil itself. In New England we have the distinct pleasure of placing our antennas over the poorest of soils. So we need to be aware of this aspect of antenna performance. In general ground conductivity is not considered important to the performance of Horizontal antennas. This is because the antenna is usually high above the ground measured in wavelengths. The higher the antenna, the farther it is from the soil, the less the near fields around the antenna are coupled into the soil. A rule of thumb is 0.2 wavelengths as a minimum height above the ground to avoid excessive ground loss in the antenna. Now at ten meters, this is only 6.4 feet. At forty meters this is still only 27 feet. But at 160 meters it is 102 feet. Not an impossible height but I'll suggest it's beyond the definition of a "Simple Antenna". So besides the high transmission line loss due to SWR, the antenna has a lot of the power soaked up in the ground beneath it. It is a "worm warmer" antenna. This description is also sometimes given to a vertical antenna without an extensive radial system. In this case the inefficient ground return system leads to excessive ground loss, heating the ground and the worms. Note the vertical antenna does not couple into the ground in the same way as the horizontal antenna and therefore does not suffer the same ground losses as the horizontal antenna. In addition the ground radials short out the ground losses close to the antenna. This is a good subject for a future article.

Now a third disadvantage (or advantage) of a low horizontal antenna (again low in wave-lengths) is it has a radiation pattern of mainly straight up. Some refer to such an antenna as a cloud warmer. Or as a NVIS antenna (Near Vertical Incident Sky wave). This is a useful mode of operation that provides reliable communications with good signal levels out to several hundred miles. This is possible on the upper MF and lower HF bands providing 24/7 type reliability because D layer absorption is low. During the day the path through the D layer is short due to the near normal incidence of the signal path. At night the D layer absorption is not a problem as the D layer is only present when the ionosphere is receiving direct illumination from the sun. The signal is reflected back by the E layer. The E layer ionization is high enough through out the day and night to return a

vertically incident radio wave. This returning wave provides continuous coverage (no skip zone) out to several hundred miles around the transmitting station. This can be a very useful system, but it is not great for working intercontinental DX. For DX communications you need an antenna with just the opposite radiation pattern. The vertical is just such an antenna. It radiates nothing straight up, but radiates mainly at much lower elevation angles. Typically between 20 and 40 degrees over our poor soil. But verticals have their own baggage. Again in order to operate effectively they need to be a reasonable fraction of a quarter wavelength long. A quarter wave is 128 feet at 160 meters. Again this is not a simple antenna. A reasonable alternative is an "Inverted L" antenna. Simply, this is a quarter wave of wire starting at ground level and going up as high as practical and then bending 90 degrees and running horizontal for the rest of its length. A radial system is required at the base of the antenna for best efficiency. It is fed at the ground end, the other side of the feed line connected to the ground system. At 128 feet per quarter wavelength, it can still be a big antenna. Some may argue not simple. But it has a low radiation pattern. It is a good DX antenna. There is some horizontal radiation off the horizontal section so short range coverage can be good also.

Now a type of antenna that has been used on 160 meters for some years is to take the coax feed line of say an 80-meter dipole (or your G5RV) and short the coax center conductor and shield together. This is then connected to the center pin of the transmitter output connector (or antenna tuner). This used to be popular with the older tube transmitters that had a wide range impedance matching network. It should be connected to an antenna tuner with a wide matching range with the current transistor radios. A good ground is also required. Now this antenna is a top wire loaded vertical operated against ground. It's important that the radio be connected to a good ground system as it forms the other half of the antenna system. Failure to have the radio grounded well can cause the classic "RF in the shack" problems. Other problems with this antenna are that the antenna starts in the shack, and the antenna is likely to pick up lots of noise from all the computers, TVs and other modern noise generators located in or close to the shack. Likewise, the antenna may be located close to other electronics that may be interfered with. The coax may run horizontally close to the ground causing further loss in performance. But a lot of hams have gotten on 160 with such an antenna.

A way to overcome some of these shortcomings is to drop the feed line straight down from the dipole

(or G5RV). Here the antenna is a T, top loaded vertical. The feed line is the vertical radiator, loaded against ground at the base point. The horizontal wire at the top is capacity loading. There is very little radiation from this section due to symmetry. This moves the antenna out of the shack, if the dipole is located some distance away from the shack. In our modern electrically noisy society it is always good to get the antenna as far from noise sources as possible. The antenna tuner is placed at the base of the antenna and connected to the shack by coax cable. This provides some operational problems with the tuner remote from the shack. This may be a good use for one of the new automatic remote antenna tuners. To return to using the antenna on other bands, the feed line needs to be connected to the antenna tuner in the normal fashion.

With this type of antenna the performance is subject to how long the vertical section is and the quality of the ground. As with all verticals the real secret to performance is in the ground. This is why it is difficult to have an effective and simple antenna for 160 meters. Although it is possible to make contacts with the G5RV loaded with just a tuner in the normal fashion, I don't recommend it because of the poor performance for the reasons stated above. Mainly the high transmission line loss. If you have the space I would put up a double size G5RV if you don't want to put up the inverted L and the necessary radials. In spite of the horizontal antenna and high radiation pattern, you can make lots of contacts if you can get it high enough. Say over 50 feet. Inverted V fashion works fine and remember the wires can be bent. My first 160 antenna was a dipole as an inverted V, with the ends running horizontal to the ground for 10 to 20 feet and anything but straight. It certainly worked well enough that I discovered I wanted to put up something better.

Are there other possible simple 160 meter antennas? Yes! but I think this covers the general class of simple antennas. I've avoided inductively loaded vertical and horizontal antennas but they both have potential for effective antennas. I just don't think they follow my definition of simple antennas. Physically small antennas with somewhat poorer performance, and narrower bandwidth are possible. One sixty mobile is a challenge! But the simple message from all this may be just this. Try one of these simple antennas and get on the band, not expecting to have a "killer station", but having some fun seeing what you can do. There are times on 160 when it seems that all you need to do is rub two rocks together to work the DX. But if you catch these conditions or not, you will get a taste of the band and either give it up, or start improving your antenna. Ei-

ther way I hope you have fun and you'll be better off for the experience.

If anybody has some specific questions about how to go about getting on 160 to give the band a try send an E mail or see me at breakfast.

Till next time, 73 Bob W1XP

NVARC Net

The NVARC net meets on 442.900 N1MNX repeater Mondays at 8:00 PM. The net is for sharing information and asking questions.

Bring your questions and topics for discussion so that we can all learn something.

Recent Check in's;

N8VIM Jim NCS, K1NKR Skip, N1MNX Dave, KD1LE Stan, NW1U Paul, KB1HFT George, NR1G, Roland, W1LTN Dick, K1YTS Gary, KB1ESR Larry W1XP Bob, K1BG Bruce.

PSLIST

See www.n1nc.org/Events for the latest information

Board Meeting

Skip went over the program schedule for the year as he knows it.

Road Cleanup October 23rd at 8:00 AM.

Skip confirmed November meeting program will be World Radiosport Team Championship by K1DG. That will be followed by K1EP on the Eastern Mass Official Observer program.

Card Sort planned for October meeting. Stan reported that he has already met with Steve K1SG and received the QSL cards.

Bob W1XP delivered the LBC batteries. John KK1X will deliver them to those participating in the LBC at the meeting.

Ralph gave the Treasurers Report as printed in the newsletter.

Skip will contact Doug K1DG to pursue the WRTC 2014 that will take place in NE sponsored by YCCC.

Bruce is creating an email list of area hams to send notifications of club meetings. He also wondered if we should have a Facebook presence.

In attendance were Stan KD1LE, Bob W1XP, Bruce K1BG, Ralph KD1SM, John KK1X, Skip K1NKR, Roland NR1G and Gary K1YTS.

Treasurers Report

Income for September was \$85 in membership renewals, \$14.90 in bank interest, and \$165 in Lantern Battery Challenge entrance fees.

Expenses were \$17.60 for Newsletter postage and \$167.57 for Lantern Battery Challenge batteries leaving a net income of \$79.73. We made a \$50 donation from the Community Fund to the Friends of Cape Cod Highland Lighthouse.

Current balances:

General fund	\$3,620.87
Community fund	\$4,286.41

As of 5 October we have 36 members who are current with their dues and 29 renewals outstanding. Please check your renewal status on the roster circulated at the monthly meeting or ask Ralph.

If you are not yet an ARRL member and are interested in joining, please consider letting Ralph send in the paperwork for you. The Club will buy the stamp and will get a commission from ARRL.

If your ARRL membership is ready for renewal, you can let Ralph mail it in for you and the Club will still get a (smaller) commission. ARRL membership checks should be made payable to NVARC; Ralph deducts the Club commission before forwarding your paperwork to Newington.

Ralph KD1SM

Upcoming Contests

N2CQ QRP CONTEST CALENDAR
October 8 - November 6, 2011

QRP ARCI Fall QSO Party (CW) QRP Contest
Oct 15, 1200z to Oct 16, 2400z
Rules: <http://www.qrparci.org>

Iowa QSO Party (CW/Ph/Dig)
Oct 15, 1400z to 2300z
Rules:

<https://sites.google.com/site/ottumwaamateurradioclub/iaqsoparty>

New York QSO Party (Ph/CW/Dig) ... QRP Category
Oct 15, 1400z to Oct 16, 0200z
Rules: <http://www.nyqp.org/rules.php>

Worked All Germany Contest (CW/SSB) ... QRP Category
Oct 15, 1500z to Oct 16, 1459z
Rules:
<http://www.darc.de/referate/dx/contest/wag/en/rules/>

070 Club 160m Great Pumpkin Sprint (PSK) ... QRP Category
Oct 15, 2000 to Oct 16, 0200 (Local Time)
Rules:
<http://www.podxs070.com/160-meter-great-pumpkin-sprint>

Feld Hell Club Sprint (Feld Hell) ... QRP Category
Oct 15, 2000z to 2200z
Rules: <http://sites.google.com/site/feldhellclub/Home>

Illinois QSO Party (CW/PH)... QRP Category
Oct 16, 1700z to Oct 17, 0100z
Rules:
<http://www.w9awe.org/ILQP%202011%20Rules.pdf>

RUN FOR THE BACON (CW) QRP CONTEST
EDT: Oct 16, 9 PM to 11 PM
UTC: Oct 17, 0100z 0300z
Rules: <http://fpqrp.org/>

UBA Foxhunt (CW/PSK31/SSB) QRP Contest
Oct 17, 1930z to 2030z
Rules: <http://www.on5ex.be/foxhunt/foxhunt.html>

STEW PERRY TOPBAND DISTANCE CHALLENGE WARMUP - QRP CATEGORY
Oct 22, 1500z to Oct 23, 1500z
Rules: <http://jzap.com/k7rat/stew.rules.txt>

UBA Foxhunt (CW/PSK31/SSB) QRP Contest
Oct 24, 1930z to 2030z
Rules: <http://www.on5ex.be/foxhunt/foxhunt.html>

SKCC Sprint (Straight Key CW) ... QRP Awards
Oct 26, 0000z to 0200z
Rules: <http://www.skccgroup.com/sprint/sks/>

CWops Mini-CWT Test (CW) ... QRP Category
Oct 26, 1300z to 1400z and
Oct 26, 1900z to 2000z and
Oct 27, 0300z to 0400z
Rules: <http://www.cwops.org/onair.html>

Zombie Shuffle (CW) QRP CONTEST
Oct 28, Local Sundown to Local Midnight (Any 4 hour period)
Rules: <http://www.zianet.com/QRP/>

CQ WW DX Contest (SSB) ... QRP Category
Oct 29, 0000z to Oct 30, 2359z
Rules: <http://www.cqww.com/rules.php>

Ten-Ten Fall QSO Party (Digital) ... QRP Category
Oct 29, 0001z to Oct 30, 2359z
Rules: http://www.ten-ten.org/Forms/QSOPartyRules_082710.pdf

UBA Foxhunt (CW/PSK31/SSB) QRP Contest
Oct 31, 1930z to 2030z
Rules: <http://www.on5ex.be/foxhunt/foxhunt.html>

HA-QRP Contest (CW - 80 Meters) QRP Contest
Nov 1, 0000z to Nov 7, 2400z
Rules: <http://www.radiovilag.hu/haqrp2.htm>

ARRL Sweepstakes (CW) ... QRP Category
Nov 5, 2100z to Nov 7, 0259z
Rules: <http://www.arrl.org/sweepstakes>

NA Collegiate ARC Championship (CW) .. QRP Category
Nov 5, 2100z to Nov 7, 0259z
Rules: <http://www.collegiatechampionship.org/rules/>

Daylight Savings Time Ends Nov 6, 0200 AM
[First Sunday in Nov 0200 AM]

High Speed Club Contest (CW) ... QRP Category
Nov 6, 0900z to 1100z and 1500z to 1700z
Rules: <http://www.highspeedclub.org/>

Thanks to SM3CER, WA7BNM, N0AX(ARRL), VA3JFF& G4GXL (QRPARCI) N2APB (AmQRP), WB3AAL (EPAQRP) and others for assistance in compiling this calendar.

If you wish to subscribe to the Calendar, send an e-mail to N2CQ@ARRL.Net

Please forward the contest info you sponsor to N2CQ@ARRL.NET and we will post it and give it more publicity. Anyone may use this "N2CQ QRP Contest Calendar" for your website,newsletter, e-mail list or other media as you choose. (Include a credit to the source of this material of course.) 72 de
Ken Newman - N2CQ

N2CQ QRP Contest Calendar Links:

<http://www.n3epa.org/Pages/Contest/contest.htm>
<http://www.amqrp.org/contesting/contesting.html>
<http://www.qrparci.org/content/view/6134/130/lang,en>
Rules: <http://www.cwops.org/onair.html>

Thanks to SM3CER, WA7BNM, N0AX(ARRL), VA3JFF& G4GXL (QRPARCI) N2APB (AmQRP), WB3AAL (EPAQRP) and others for assistance in compiling this calendar.

Anyone may use this "N2CQ QRP Contest Calendar" for your website, newsletter, e-mail list or other media as you choose.
72 de Ken Newman - N2CQ

N2CQ QRP Contest Calendar Links:
<http://www.n3epa.org/Pages/Contest/contest.htm>
<http://www.amqrp.org/contesting/contesting.html>
<http://www.qrparci.org/content/view/6134/130/lang,en>

Adopt A Highway

On Sunday August 21st we held our August Road Cleanup.

Thanks to Stan KD1LE and Larry KB1ESR who turned out for the cleanup;

The next cleanup will be Sunday October 23rd at 8:00 AM. Meet at the river common.

There are only two more road cleanups left this year. We are not continuing in the Adopt A Highway program next year.

ARRL Letter

+ Available on [ARRL Audio News](#).
+ *On the Air*: 10 Meters Is Hot!

For the past few days, the solar flux has been hovering around 130. While this is down from a peak of 190 -- the



With the solar flux at levels not seen in years, there's a lot of activity on the higher HF bands. [S. Khrystyne Keane, K1SFA, Photo]

highest we've seen in Solar Cycle 24 -- just 11 days ago, the higher HF bands are definitely feeling the effect. Higher solar flux levels can mean higher sunspot levels and this is good news for radio amateurs, especially Technicians. The 10 meter band is the only HF band where Techs have phone privileges. "Techs can get use their voice privileges from 28.300-28.500 MHz," explained W1AW Station Manager Joe Carcia, NJ1Q. "If you don't have your own HF rig, find someone in your local radio club who does or call your Elmer. Without a doubt, you don't want to miss this opening. Who knows how long it will last or when it will come back? So get on the air while you can and experience the magic of 10 meters." The solar flux is [predicted to hit 140](#) on October 12 and stay at that level for almost a week. Read more [here](#).

+ *WRC-12*: European Proposal for Amateur Secondary MF Allocation Clears Important Hurdle

In preparation for the 2012 World Radiocommunication Conference ([WRC-12](#)), the [CEPT Project Team C](#) approved a draft European Common Proposal (ECP) for an 8 kHz-wide band between 472 and 480 kHz at its September meeting. The draft ECP will now go to CEPT's Conference Preparatory Group for formal ratification in November. This breakthrough -- at the 11th and final meeting of the project team -- occurred with the submission by the UK's Ofcom of an RSGB-drafted compromise ECP proposal that is also supported by France and Sweden.



Agenda Item 1.23 calls for WRC-12 delegations to consider an allocation of about 15 kHz in parts of the band 415-526.5 kHz to the Amateur Service on a secondary basis, taking into account the need

to protect existing services. "While an 8 kHz allocation does not fully meet our objective of 15 kHz, having a European Common Proposal for an amateur allocation is a major step toward possibly achieving one at WRC-12," said ARRL Chief Executive Officer David Sumner, K1ZZ.

According to Colin Thomas, G3PSM, the prospect of an agreed CEPT position is good progress, representing a 48 country block vote going into next year's WRC-12. "It needs to be noted that the draft ECP comes with significant caveats to avoid interference to the primary user, as well as the existing secondary user services," he explained. "These are the maritime and aeronautical radio-navigation services, respectively. As secondary users, we would also not be afforded any protection. It should be acknowledged that we have had support from a number of Region 1 IARU Member-Societies in getting to this position." Thomas is the CEPT Coordinator for this agenda item.

+ Every Radio Amateur Knows that Spectrum Defense Matters



The second edition for 2011 of *Spectrum Defense Matters* -- a newsletter

aimed at keeping ARRL members updated on issues related to the protection of Amateur Radio frequencies -- was recently released on the ARRL website. This newsletter covers both domestic and international topics related to the Amateur Radio spectrum. Your financial support is vital to continue the ARRL's work to protect your operating privileges. You can help protect these privileges by contributing generously to the 2011 ARRL Spectrum Defense Fund. Defending spectrum means protecting the way each of us chooses to enjoy Amateur Radio. It is important to have VHF/UHF allocations when radio amateurs are called upon to provide support during communications emergencies. But Amateur Radio is primarily a personal radio service where licensees have great latitude to develop their skills, experiment to broaden their knowledge base, serve their communities and to simply have fun. Click [here](#) to read about some of the Spectrum Defense items featured in this issue of *Spectrum Defense Matters*.

+ Check Out the November Issue of *QST*

The November issue of *QST* is jam-packed with all sorts of things that today's Amateur Radio operator needs. From product reviews to experiments to contesting, this issue of *QST* has something for just about everyone.

Now that the colder months are here, thoughts turn to tinkering in the shack. If your radio doesn't come with digital signal processing capability, why not build a DSP speaker? DSP cuts out the unwanted noise and gives you only the signal you want to hear, adapting to changes in the signal's conditions. Allen Baker, KG4JJH, offers a schematic for a DSP speaker in his article "Build Your Own DSP Speaker." In designing a modern-day antenna, Dave Holdeman, N9XU, recalls a "plumber's delight" from his Novice days in his article "A 160 or 80 Meter Downspout Vertical." Build a self-contained multi-oscillator that allows for convenient and precise SSB transmitter adjustment after you read "A Four Tone SSB Test Generator" by Dave Lyndon, AK4AA.

If you have an Android smartphone, you probably have a couple of Amateur Radio-related apps on it. But how do you know which one is right for you? William F. Vartorella, KJ4ORX,

presents a handy guide in "Android Apps for the Amateur." With so many insurance options available, it can get confusing when looking for the best coverage for your ham gear. In his article "Homeowners Insurance and Your Radio Gear," Ray Fallen, ND8L, discusses how to purchase insurance for your station.

ARRL Emergency Preparedness Manager Mike Corey, W5MPC, takes a look at the Yaesu FT-450D HF and 6 meter transceiver in this month's Product Review. He says that this rig "adds a standard internal antenna tuner, new CW filter bandwidths and several ergonomic upgrades to the original FT-450. These refinements make a popular, low-cost transceiver even better." ARRL Test Engineer Bob Allison, WB1GCM, checks out the Elecraft XG3 RF signal source: "The Elecraft XG3 is a compact, accurate signal source with a variety of uses in the Amateur Radio station or at the workbench."

Of course, there are the usual columns you know and expect in the November *QST*: Happenings, Hints & Kinks, The Doctor Is IN, How's DX, Technical Correspondence, Vintage Radio and more. Look for your November issue in your mailbox. *QST* is the official journal



of ARRL, the national association for Amateur Radio. *QST* is just one of the many benefits of ARRL membership. To join or renew your ARRL membership, please visit the [ARRL web page](#).

At the Workbench: The Deadline for the Third ARRL Homebrew

Challenge Is Approaching The ARRL has sponsored two Homebrew Challenges in



What are you building for the Third ARRL Homebrew Challenge?

the past, designed to test our members' design and construction skills by making useful amateur gear at low cost -- and sharing their results with our members. Our first ARRL Homebrew Challenge, announced in *QST* for August 2006, required the construction of a 40 meter, 5 W voice and CW transceiver built for less than \$50 of new parts. The Second Homebrew Challenge, announced in February 2009, resulted in a number of creative designs of low cost 50 W linear amplifiers to follow the transceiver -- two for about \$30, as well as a multiband amplifier with many features for somewhat more. The deadline for the Third Homebrew Challenge is Tuesday, November 1. Read more [here](#).

+ *Public Service:* Nominations Now Open for the George Hart Distinguished Service Award

The George Hart Distinguished Service Award may be presented by the Board of Directors to the ARRL member whose service to the ARRL's Field Organization is of the most exemplary nature. The Distinguished Service Award is named in honor of George Hart, W1NJM, long-time Communications Manager at ARRL Headquarters and chief developer of the National Traffic System. Read more [here](#).

ARRL in Action: What Have We Been Up to Lately?



This feature is a concise monthly update of some of the things that the ARRL is doing on behalf of its members. This installment -- which covers the month of September -- takes a look at how the ARRL briefed members of the White House staff on Amateur Radio's capabilities during emergencies, how the ARRL Lab is investigating power line noise, the upcoming Director elections in the ARRL's Atlantic, Delta and Midwest Divisions, the search for a new ARRL

Treasurer, recognizing radio amateurs for technical excellence, reports from the Official Observer Desk and more. Read more [here](#).

+ *Section News:* New Section Manager Appointed in North Texas

Effective Wednesday, October 5, the ARRL North Texas Section has a new Section Manager. Jay Urish, W5GM, of Flower Mound, stepped down for personal reasons.



He has served as North Texas Section Manager since April 2009, and was re-elected to a second term in April 2011. Walt Mayfield, KE5SOO, of Krum, has been appointed the North Texas Section Manager, as of October 5, to fulfill the present term of office. ARRL Membership and Volunteer Programs Manager Dave Patton, NN1N, made the appointment in consultation with West Gulf Division Director David Woolweaver, K5RAV. Mayfield has served as the North Texas Section Emergency Coordinator and is the president of the Denton County Amateur Radio Association. Mayfield's appointment continues through March 31, 2013.

Committee Notes: Changes to ARRL Ethics and Elections Committee

There is a change in the composition of the ARRL Ethics and Elections Committee. President Kay Craigie, N3KN, has accepted the resignation of Southeastern Division Director Greg Sarratt, W4OZK, from the committee, thanking him for his service as chairman for the past nine months. Roanoke Division Director Dennis Bodson, W4PWF, will serve on the committee for the remainder of the one-year term. Committee member Tom Frenaye, K1KI, Director of the New England Division, will serve as chairman. Pacific Division Director Bob Vallio, W6RGG, also serves on the committee. Sarratt will continue to serve as Director of the ARRL's Southeastern

This week:

- October 7-9 -- YLRL DX/NA YL Anniversary Contest
- October 8 -- FISTS Fall Sprint; EU Autumn Sprint (CW)
- October 8-9 -- Arizona QSO Party; Pennsylvania QSO Party; Makrothen RTTY Contest; Oceania DX Contest (CW); Scandinavian Activity Contest (SSB)
- October 9 -- North American Sprint (RTTY); UBA ON Contest (CW)
- October 10 -- 10-10 International 10-10 Day Sprint
- October 12 -- NAQCC Straight Key/Bug Sprint; NAQCC-EU Monthly Sprint

Next week:

- October 15 -- Iowa QSO Party; Feld Hell Sprint
- October 15-16 -- New York QSO Party; 10-10 International Fall Contest (CW); JARTS WW RTTY Contest; CQ SA Contest (SSB); QRP ARCI Fall QSO Party; Worked All Germany Contest
- October 16 -- Asia-Pacific Fall Sprint (CW)
- October 16-17 -- Illinois QSO Party
- October 17 -- Run for the Bacon QRP Contest
- October 17-24 -- ARRL School Club Roundup

All dates, unless otherwise stated, are UTC. See the [ARRL Contest Branch page](#), the [ARRL Contest Update](#) and the [WA7BNM Contest Calendar](#) for more information. Looking for a Special Event station? Be sure to check out the [ARRL Special Event Stations Web page](#). Upcoming ARRL Section, State and Division Conventions and Events

- October 9 -- [ARRL Connecticut State Convention](#), Wallingford, Connecticut

2011 Flea Markets/Conventions

10/09 Connecticut State Convention, Wallingford CT
 10/13 Microwave Update Convention, Enfield CT
 10/16 MIT, Cambridge MA Last of the year
 10/29 Auction, Gales Ferry CT

11/05 Londonderry Hamfest and Flea Market
 11/12 FARAfest, Bourne MA

Advertisements

Your advertisement could be here.

Tell them you saw it in the Signal. Advertisers should contact the NVARC Treasurer for information.



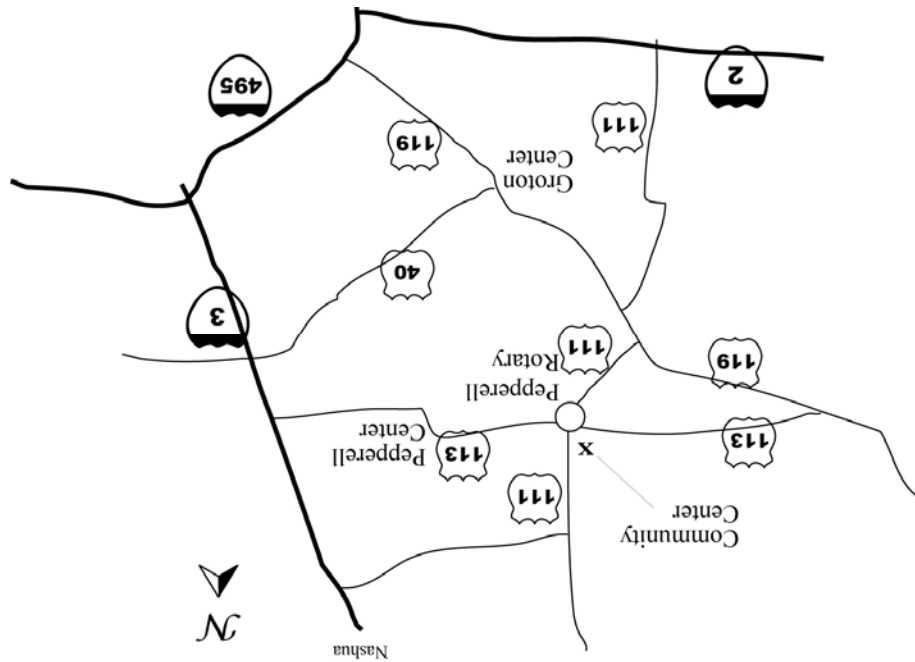
Nashoba Valley Amateur Radio Club

PO Box # 900
 Pepperell Mass 01463-0900

<http://www.n1nc.org/>

President: Stan Pozerski KD1LE
 Vice President: Bruce Blain K1BG
 Secretary: John Griswold KK1X
 Treasurer: Ralph Swick KD1SM
 Board Members:
 Joel Magid W1JMM 2009-2012
 Bob Reif: W1XP 2010-2013
 Skip Youngberg K1NKR 2011-2014

Editor: Stan Pozerski KD1LE
 Emergency Coordinator: Larry Swezey KB1ESR
 Photographer: Ralph Swick KD1SM
 PIO: Dave Peabody N1MNX
 Librarian: Peter Nordberg N1ZRG
 Property Master: John Griswold KK1X
 N1NC Trustee: Bruce Blain K1BG
 Annual membership dues are \$15; \$20 for a family
 Meetings are held on the 3rd Thursday of the month
 7:30 p.m. - Pepperell Community Ctr.
 Talk-in 146.490 simplex
 442.900 + 100Hz Repeater battery power
 147.345 + 100 Hz Repeater
 53.890 – 100Hz Repeater battery power
 This newsletter is published monthly. Submissions, corrections and inquiries should be directed to the newsletter editor. Articles and graphics in most IBM-PC formats are OK.
 Copyright 2011 NVARC



Nashoba Valley Amateur Radio Club

PO Box 900

Pepperell, MA 01463-0900

